



Why LDK Solar Modules

- Industry leading module power output warranty
- Module performance reinsurance policy
- International quality, safety and performance certifications
- Modules manufactured at ISO 9001 certified factories
- High-reliability with guaranteed 0/+5W peak power classification

Warranty:

- 5 years for product defects in materials and workmanship
- 12 years for 90% of warranted minimum power
- 25 years for 80% of warranted minimum power

Certificates:




- IEC: IEC 61215, IEC 61730 (1&2), conformity to CE
- UL1703 2002/03/15 Ed:3 Rev:2004/06/30
- ULC/ORD-C1703-01 second edition 2001/01/01
- UL and Canadian standard for safety flat-plate
- ISO9001:2008 Quality Management System
- CEC Listed: Modules are eligible for California rebates
- PV Cycle: Voluntary module take back and recycling program

About LDK Solar

Established in 2005 (NYSE:LDK) is one of the leading, fastest growing, vertically-integrated manufacturers and suppliers of photovoltaics products in the world. LDK has successfully developed into an internationally recognized leader in the solar energy industry based on its strong, vertically integrated business model. LDK produces its own solar and semiconductor grade polysilicon, monocrystalline and multicrystalline ingots, wafers, cells and modules in-house. Manufacturing all of these products ensures that we can tightly control our materials and production quality, offering customers leading product durability and sustainable performance.

Today, LDK is the largest multicrystalline wafer manufacturer and supplier in the world with 2.2GW capacity in 2010.

LDK Solar PV Value Chain



ELECTRIC CHARACTERISTICS (STC*)

Type	240 P-24	245 P-24	250 P-24	255 P-24	260 P-24	265 P-24	270 P-24	275 P-24	280 P-24
Nominal Output (Pmax) [W]	240	245	250	255	260	265	270	275	280
Warranted Minimum Power [W]	232.8	237.65	242.5	247.35	252.2	257.05	261.9	266.75	271.6
Flash Test Power Classification	0/+5 W	0/+5 W	0/+5 W	0/+5 W	0/+5 W	0/+5 W	0/+5 W	0/+5 W	0/+5 W
Voltage at Pmax (Vmp) [V]	35.8	35.8	35.9	35.9	36.0	36.1	36.2	36.2	36.3
Current at Pmax (Imp) [A]	6.70	6.85	6.96	7.11	7.23	7.35	7.47	7.60	7.72
Open Circuit Voltage (Voc) [V]	44.1	44.1	44.1	44.1	44.2	44.2	44.2	44.3	44.3
Short Circuit Current (Isc) [A]	8.01	8.02	8.02	80.4	80.6	8.14	8.21	8.28	8.36
Maximum System Voltage	IEC: 1000 V / UL: 600 V								
Maximum Series Fuse Rating	12A								
Cell Efficiency [%]	14.27	14.57	14.86	15.16	15.46	15.75	16.05	16.35	16.66
Module Efficiency [%]	12.33	12.59	12.84	13.10	13.36	13.62	13.87	14.13	14.39

STC* (Standard Test Conditions): Irradiance 1000W/m², Module Temperature 25°C, Air Mass 1.5

ELECTRICAL PERFORMANCE AT NOCT

Type	240 P-24	245 P-24	250 P-24	255 P-24	260 P-24	265 P-24	270 P-24	275 P-24	280 P-24
Nominal Output (Pmax) [W]	174	178	181	185	188	192	196	199	203
Voltage at Pmax (Vmp) [V]	29.9	30.3	30.8	31.0	31.4	31.6	31.8	32.1	32.4
Current at Pmax (Imp) [A]	5.82	5.86	5.89	5.96	6.01	6.07	6.15	6.21	6.27
Open Circuit Voltage (Voc) [V]	40.6	40.6	40.6	40.6	40.7	40.7	40.7	40.8	40.8
Short Circuit Current (Isc) [A]	6.48	6.49	6.49	6.51	6.53	6.59	6.65	6.70	6.77

NOCT: Irradiance 800 W/m², Module Temperature 45± 2 °C, Air Mass 1.5

TEMPERATURE CHARACTERISTICS

Type	LDK-P-24 Series
NOCT**	45±2 °C
Temperature Coefficient of Pmax	-0.47 % / °C
Temperature Coefficient of Voc	-0.34 % / °C
Temperature Coefficient of Isc	0.06 % / °C
Operating Temperature	-40°C to +85°C

NOCT**: Nominal Operation Cell Temperature Sun 800W/m²; Air 20°C; Wind speed 1m/s

MECHANICAL CHARACTERISTICS

Type	LDK-P-24 Series
Solar Cells	72(6x12) polycrystalline cells 156mm
Front Cover	4mm thick, low iron tempered glass
Back Cover	TPT (Tedlar-PET-Tedlar)
Encapsulant	EVA (Ethylene vinyl acetate)
Frame	Anodized aluminium alloy, double wall
Diodes	6 Bypass diodes serviceable
Junction Box	IP65 rated
Connector	MC4 or compatible connector
Cables	Length: 1200 mm / Section: 4.0 mm ²
Dimension	1958 x 994 x 50 mm / 77.1 x 39.1 x 2.0 inches
Weight	30.5 Kg / 67.2 lbs
Max.Load	Certified to 5400 Pa

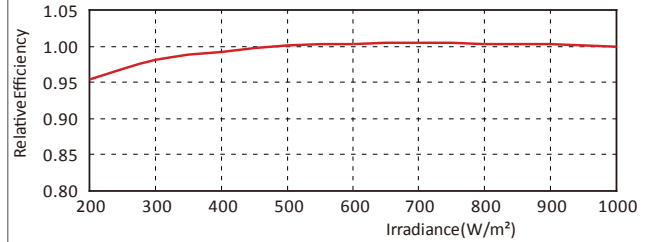
PACKING CONFIGURATION

Type	LDK-P-24 Series
Packing Configuration	20 pcs. / box
Quantity / Pallet	40 pcs. / pallet
Loading Capacity	440 pcs. / 40ft (H)

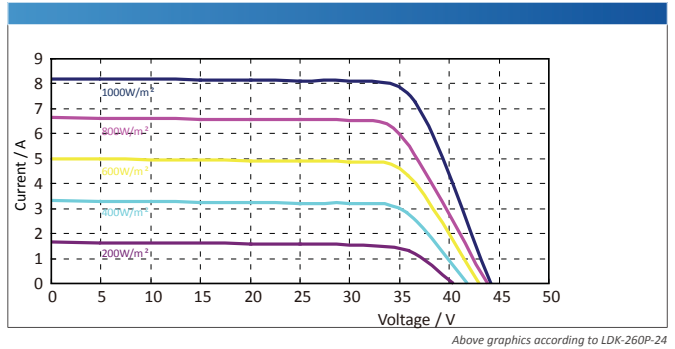
Partner:

PERFORMANCE AT LOW IRRADIANCE

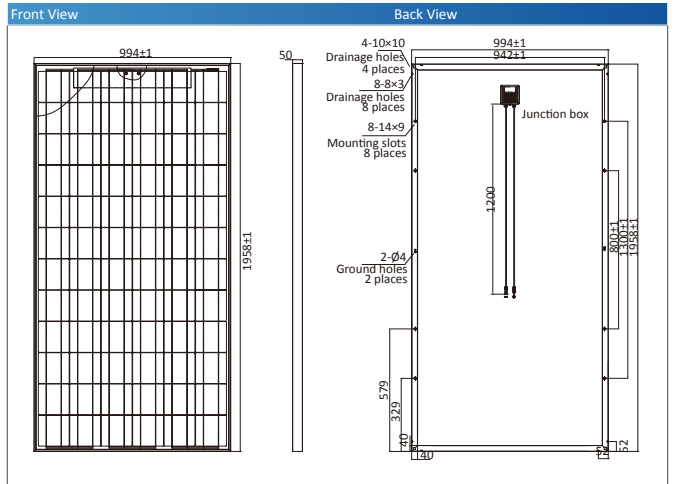
The typical relative change in module efficiency at an irradiance of 200W/m² in relation to 1000W/m² (both at 25°C and AM 1.5 spectrum) is less than 6%



IV CURVE AT DIFFERENT IRRADIANCE LEVELS



DIMENSIONS



Contact Us:
module.sales@ldksolar.com
www.ldksolar.com