



Solar powering a green future™

STP225 - 20/Wd
STP220 - 20/Wd

225 Watt

POLY-CRYSTALLINE SOLAR PANEL

Features

- High conversion efficiency based on leading innovative photovoltaic technologies
- High reliability with 0/+5w peak positive power tolerance, ensuring return on investment
- Withstands high wind-pressure and snow load (passed IEC 5400Pa mechanical loading test), and extreme temperature variations



Quality and Safety

- 25-year power output warranty *
- Rigorous quality control meeting the highest international standards
- ISO 9001:2000 (Quality Management System) and ISO 14001:2004 (Environmental Management System) certified factories manufacturing world class products
- IEC61215, IEC61730, conformity to CE

Recommended Applications

- On-grid utility systems
- On-grid commercial systems
- Off-grid ground mounted systems

* Refer to Suntech's warranty document for terms and conditions



Unique Suntech Back Surface Field (BSF) structure and anti-reflective coating increase cell conversion efficiency.



Thermal isolation between the lamination and latest designed J-box improves panel performance stability. The new J-box also provides perfect interconnection between modules and inverters to ensure the fully utilization of module power output (option with MC4 connector).



Special design on drainage holes and rigid construction prevents frame from deforming or breaking due to freezing weather and other forces.



Advanced cell texturing and passivation processes improve module low light irradiance performance and provide more field power output.

Please consult your local dealer for more information.

www.suntech-power.com | E-mail: sales@suntech-power.com
STP is a trademark of Suntech Power Holdings Co., Ltd. All rights reserved

EN-STD-Wd-N01.01-Rev 2009
© Copyright 2009 Suntech Power



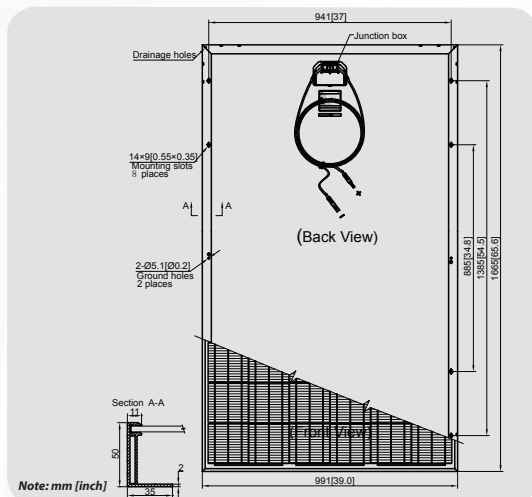
Solar powering a green future™

STP225 - 20/Wd
STP220 - 20/Wd

Electrical Characteristics

Characteristics	STP225-20/Wd	STP220-20/Wd
Open - Circuit Voltage (Voc)	36.7V	36.6V
Optimum Operating Voltage (Vmp)	29.6V	29.5V
Short - Circuit Current (Isc)	8.15A	8.05A
Optimum Operating Current (Imp)	7.61A	7.46A
Maximum Power at STC (Pmax)	225Wp	220Wp
Module Efficiency	13.6%	13.3%
Operating Temperature	-40°C to +85°C	-40°C to +85°C
Maximum System Voltage	1000V DC	1000V DC
Maximum Series Fuse Rating	20A	20A
Power Tolerance	0 /+5 W	0 /+5 W

STC: Irradiance 1000W/m², Module temperature 25°C, AM=1.5



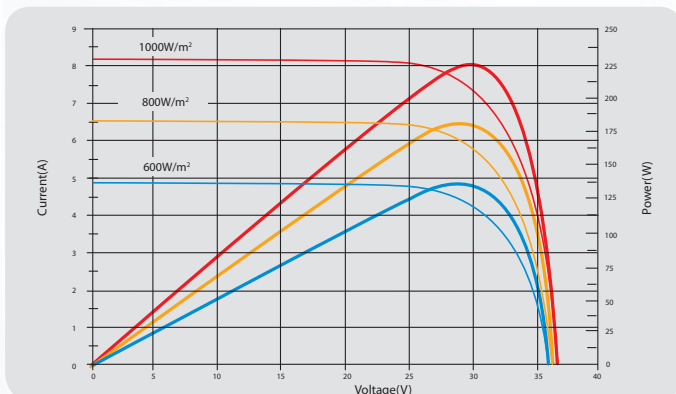
Mechanical Characteristics

Solar Cell	Poly-crystalline 156×156mm (6inch)
No. of Cells	60 (6×10)
Dimensions	1665×991×50mm (65.6×39.0×2.0inch)
Weight	22.5 kg (49.6lbs.)
Front Glass	4mm(0.16inch) tempered glass
Frame	Anodized aluminium alloy
Junction Box	IP67 rated
Output Cables	H+S RADOX® SMART cable 4.0mm ² (0.006inch ²), symmetrical lengths (-) 1000mm (39.4inch) and (+) 1000mm (39.4inch), RADOX® SOLAR integrated twist locking connectors or MC4 connectors

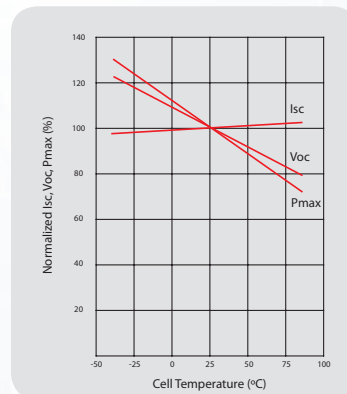
Temperature Coefficients

Nominal Operating Cell Temperature (NOCT)	45±2/°C
Temperature Coefficient of Pmax	-0.47%/°C
Temperature Coefficient of Voc	-0.34%/°C
Temperature Coefficient of Isc	0.045%/°C

Current-Voltage & Power-Voltage Curve (225W)



Temperature Dependence of Isc, Voc, Pmax



Specifications are subjected to change without further notice

www.suntech-power.com | E-mail: sales@suntech-power.com

EN-STD-Wd-N01.01-Rev 2009

SolarAccess B.V.

Mr. H.F. de Boerlaan 40 • 7417 DB Deventer
Tel: +31 (0)570 504150 • Fax: +31 (0)570 504159
www.SolarAccess.nl • info@SolarAccess.nl

Ondernemingsnummer: 08135793 • BTW nr: NL8147.24.309.B01